





# Three-Way Ball Valve Assemblies

Electronic Non-Spring Return Actuators



- GDE/GLB Damper Actuator Series
- A → AB Normally Open
- Part Nos. with \* denote a full-port valve with no flow optimizer insert
- Chrome-plated brass ball and brass stem

Mixing/Diverting 1/2 to 2"				Non-Spring Return Actuator			
				GDE and GLB Series			
				Floating		0-10 Vdc	
3-Way Valve Body Part No.	Valve Size in.	Flow Rate Cv	Close Off psi	 GDE131.1P (171A) and GLB131.1P (171B) 3-foot (.9m) Wires	 GDE131.1Q (173A) and GLB131.1Q (173B) Conduit Adapter & 6-foot (1.8m) Wires	 GDE161.1P (171C) and GLB161.1P (171D) 3-foot (.9m) Wires	 GDE161.1Q (173C) and GLB161.1Q (173D) Conduit Adapter & 6-foot (1.8m) Wires
Stainless Steel Ball and Stem							
599-10350S	1/2	0.4	200	171A-10350S	173A-10350S	171C-10350S	173C-10350S
599-10351S		0.63	200	171A-10351S	173A-10351S	171C-10351S	173C-10351S
599-10352S		1.0	200	171A-10352S	173A-10352S	171C-10352S	173C-10352S
599-10353S		1.6	200	171A-10353S	173A-10353S	171C-10353S	173C-10353S
599-10354S		2.5	200	171A-10354S	173A-10354S	171C-10354S	173C-10354S
599-10355S		4	200	171A-10355S	173A-10355S	171C-10355S	173C-10355S
599-10356S		6.3	200	171A-10356S	173A-10356S	171C-10356S	173C-10356S
599-10357S*	10	200	171A-10357S*	173A-10357S*	171C-10357S*	173C-10357S*	
599-10358S	3/4	6.3	200	171A-10358S	173A-10358S	171C-10358S	173C-10358S
599-10359S		10	200	171A-10359S	173A-10359S	171C-10359S	173C-10359S
599-10360S*		16	200	171A-10360S*	173A-10360S*	171C-10360S*	173C-10360S*
599-10361S	1	10	200	171A-10361S	173A-10361S	171C-10361S	173C-10361S
599-10362S		16	200	171A-10362S	173A-10362S	171C-10362S	173C-10362S
599-10363S*		25	200	171A-10363S*	173A-10363S*	171C-10363S*	173C-10363S*
599-10364S	1-1/4	16	200	171A-10364S	173A-10364S	171C-10364S	173C-10364S
599-10365S		25	200	171A-10365S	173A-10365S	171C-10365S	173C-10365S
599-10366S*		40	200	171A-10366S*	173A-10366S*	171C-10366S*	173C-10366S*
599-10367S	1-1/2	25	200	171B-10367S	173B-10367S	171D-10367S	173D-10367S
599-10368S		40	200	171B-10368S	173B-10368S	171D-10368S	173D-10368S
599-10369S*		63	200	171B-10369S*	173B-10369S*	171D-10369S*	173D-10369S*
599-10370S	2	40	200	171B-10370S	173B-10370S	171D-10370S	173D-10370S
599-10371S		63	200	171B-10371S	173B-10371S	171D-10371S	173D-10371S
599-10372S*		100	200	171B-10372S*	173B-10372S*	171D-10372S*	173D-10372S*

**Table Notes:**

Part numbers in red indicate complete assemblies.

\*Denotes a full-port valve with no flow optimizer insert.

NOTE: Maximum operating differential pressure = 60 psi for 1/2" to 1-1/2", 35 psi for 2"

A-66

Valves